

editions



by **nathan**

Form & Function

Editions is our collection of distinctive, shapely bookcases and home workstation cabinets that complement our living and dining teak ranges.

Bookcases need to be functional, but they should also look good; framing your book collection or display pieces. In Editions we have blended shape and proportion to create a smart and elegant look that will fit perfectly into your home.



Flexibility & Choice

Either free-standing or configured as a group, these bookcases and home office cabinets add a stylish feature to any room. From a stand alone single cabinet, to a full showcase display, our Editions collection will ensure that your books are always displayed at their very best.

With such a wide selection of combinations to choose from, we can also lend a hand to help you create your ideal solution.



editions





▲
6900 Mid Single Bookcase
Adjustable shelves.

H 1100 W 550 D 350



▲
6901 Mid Double Bookcase
Adjustable shelves.

H 1100 W 1050 D 350



▲
6902 Tall Single Bookcase
Three adjustable shelves.
Second shelf from bottom is fixed.

H 1830 W 550 D 350




▲
6903 Tall Double Bookcase
Three adjustable shelves.
Second shelf from bottom is fixed.

H 1830 W 1050 D 350



▲
6914 Tall Single Display Cabinet
One adjustable shelf behind shaped base door. Two adjustable glass shelves behind glass door. Downlighter. Handing of doors to be specified on ordering.
H 1830 W 550 D 350



▲
6904 Tall Double Bookcase with Doors
One adjustable shelf behind shaped doors. Two adjustable shelves in top section.
H 1830 W 1050 D 350



▲
9904 Large Floating Shelf
Shaped shelf, supplied with concealed wall fixings.
H 25 W 1200 D 280



▲
5934 Shaped TV Unit with Drawers
Soft close drawer system, drawer depth to take CD/DVD. Wire management cut-out in back panel.
H 480 W 1200 D 490



▲
6933 Tambour Workstation Desk
Pull out keyboard tray and pull out printer storage tray behind tambour door. Removable shelf.
H 770 W 1015 D 600



▲
6932 Open Workstation Desk
Pull out keyboard tray and fixed shelf.
H 770 W 1015 D 600



▲
6930 Open Shelving Top (inc top panel)
Two adjustable shelves. Wire management cut out with wooden plug.
H 1060 W 1015 D 350



▲
6931 Tambour Shelving Top (inc top panel)
One adjustable shelf in open top section. Concealed storage behind tambour door. Wire management cut out with wooden plug.
H 1060 W 1015 D 350



▲
6934 Open Workstation Desk with Open Top
Comprising Open Workstation Desk with Open Shelving Top.
H 1830 W 1015 D 600



▲
6938 Tambour Workstation Desk with Open Top
Comprising Tambour Workstation Desk with Open Shelving Top.
H 1830 W 1015 D 600



▲
6936 Open Workstation Desk with Tambour Top
Comprising Open Workstation Desk with Tambour Shelving Top.
H 1830 W 1015 D 600



▲
6935 Tambour Workstation Desk with Tambour Top
Comprising Tambour Workstation Desk with Tambour Shelving Top.
H 1830 W 1015 D 600

Defined Configurations...

We have predefined some of the most popular configurations...




▲
6905 Mid Triple Bookcase
Comprising a single and double bookcase, spanned with a one piece top. Single supplied to the LH side, unless specified.
H 1100 W 1560 D 350



▲
6906 Mid Quadruple Bookcase 01
Comprising two double bookcases, spanned with a one piece top.
H 1100 W 2070 D 350



▲
6907 Mid Quadruple Bookcase 02
Comprising two singles and a double bookcase, spanned with a one piece top.
H 1100 W 2070 D 350




▲
6908 Tall Triple Bookcase
Comprising a single and double bookcase, spanned with a one piece top. Single supplied to the LH side, unless specified.
H 1830 W 1560 D 350



▲
6909 Tall Quadruple Bookcase 01
Comprising two double bookcases, spanned with a one piece top.
H 1830 W 2070 D 350




▲
6910 Tall Quadruple Bookcase 02
Comprising two singles and a double bookcase, spanned with a one piece top.
H 1830 W 2070 D 350



▲
6911 Tall Triple Bookcase with Doors
Comprising a single and double bookcase with doors, spanned with a one piece top. Single supplied to LH side unless specified.
H 1830 W 1560 D 350



▲
6912 Tall Quadruple Bookcase with Doors 01 Comprising two double bookcases with doors, spanned with a one piece top.
H 1830 W 2070 D 350



▲
6913 Tall Quadruple Bookcase with Doors 02 Comprising two singles and a double bookcase with doors, spanned with a one piece top.
H 1830 W 2070 D 350

Self Configured Options...

Configuring your own combinations is straight forward: a one piece top panel will brace double, triple and quadruple combinations together seamlessly. Every unit or combination can be configured from the following parts...

6900 NT
6901 NT
MSTP
MDTP
MTTP
MQTP

Mid Single Bookcase - No Top
Mid Double Bookcase - No Top
Mid Single Top Panel
Mid Double Top Panel
Mid Triple Top Panel
Mid Quadruple Top Panel

6930 NT
6931 NT
6932
6933

Open Shelving Top - No Top
Tambour Shelving Top - No Top
Open Workstation Desk
Tambour Workstation Desk

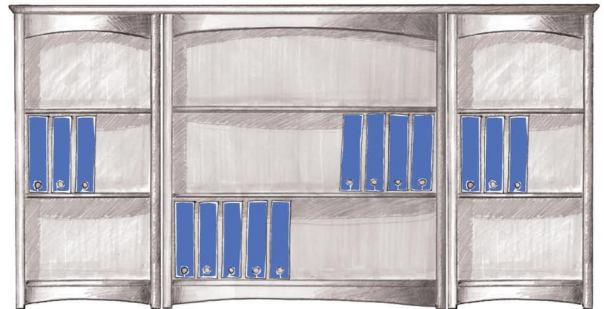
6902 NT
6903 NT
6904 NT
6914 NT
TSTP
TDTP
TTTP
TQTP

Tall Single Bookcase - No Top
Tall Double Bookcase - No Top
Tall Double Bookcase with Doors - No Top
Tall Single Display Cabinet - No Top (LH or RH)
Tall Single Top Panel
Tall Double Top Panel
Tall Triple Top Panel
Tall Quadruple Top Panel

Examples of Self Configured Options...

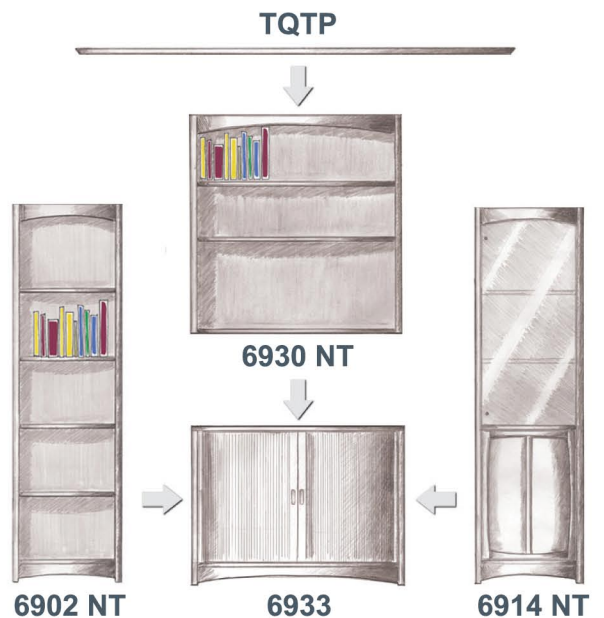
Example: Mid Height Quadruple Configuration...

6900 NT Mid Single Bookcase - No Top
6900 NT Mid Single Bookcase - No Top
6901 NT Mid Double Bookcase - No Top
MQTP Mid Quadruple Top Panel



Example: Tall Quadruple Configuration...

6902 NT Tall Single Bookcase - No Top
6914 NT Tall Single Display Cabinet - No Top
6933 Tambour Workstation Desk
6930 NT Open Shelving Top - No Top
TQTP Tall Quadruple Top Panel



Patrick House
Nottingham Road
Long Eaton
NG10 2AU

T 0115 946 2111
F 0115 907 2190

info@nathanfurniture.co.uk
www.nathanfurniture.co.uk

nathan

Timeless designs. From a name you can trust.

living
dining
passion
quality
design
heritage
trust

